


HT-TC1-1-43X+



Features

- wideband, 650 to 4000 MHz
- balanced transmission line
- good return loss
- excellent amplitude unbalance, 0.5 dB typ. and phase unbalance, 3 deg typ. in 1 dB bandwidth
- plastic base with leads
- aqueous washable

Applications

- balanced to unbalanced transformation
- PCS/DCS
- push-pull amplifiers
- MMDS


Transformer Electrical Specifications

Ω RATIO	FREQUENCY (MHz)	INSERTION LOSS*	PHASE UNBALANCE (Deg.) Typ.	AMPLITUDE UNBALANCE (dB) Typ.
1	650-4000	650-4000 1dB	5	0.6

* Insertion Loss is referenced to mid-band loss, 0.3 dB typ.

50Ω 650 to 4000 MHz

Config. G



Typical Performance Data

FREQUENCY (MHz)	INSERTION LOSS (dB)	INPUT R. LOSS (dB)	AMPLITUDE UNBALANCE (dB)	PHASE UNBALANCE (Deg.)
650.00	0.30	19.40	0.72	7.04
700.00	0.30	19.03	0.70	6.11
800.00	0.32	19.01	0.65	4.73
1000.00	0.35	18.85	0.50	3.45
1600.00	0.45	16.34	0.15	0.32
2000.00	0.53	15.36	0.05	0.42
2600.00	0.62	16.20	0.40	0.66
3000.00	0.57	20.76	0.56	1.07
3800.00	1.34	9.18	0.41	4.79
4000.00	1.71	7.51	0.09	5.95

Maximum Ratings

Operating Temperature -20°C to 85°C

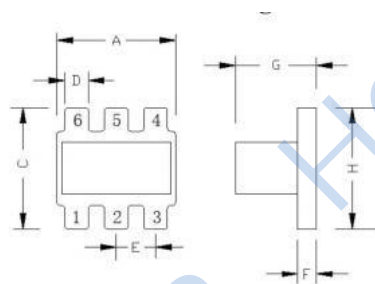
Storage Temperature -55°C to 100°C

RF Power 0.5W

DC Current 30mA

Permanent damage may occur if any of these limits are exceeded.

Outline Drawing



Outline Dimensions (mm)

A	3.81	N	1.53
B	-	M	1.27
C	3.81	P	0.76
D	0.75		
E	1.27		
F	0.61		
G	2.61		
H	3.81		
J	3.3		
K	4.83		
L	1.65		
WT			

Pin Connections

PRIMARY DOT	6
PRIMARY	4
SECONDARY DOT	1
SECONDARY	3
NOT USED	2

PCB Land Pattern

